Port of Virginia Weekly Metrics

Gate Transactions

NIT Gate Transactions

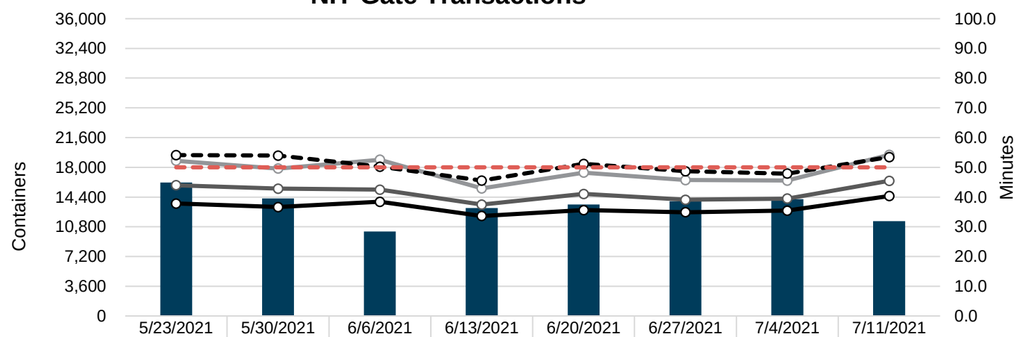

	5/23/2021	5/30/2021	6/6/2021	6/13/2021	6/20/2021	6/27/2021	7/4/2021	7/11/2021
Gate Transactions	16,153	14,236	10,217	13,077	13,502	13,909	14,153	11,492
Traditional Turn Time	44.0	42.8	42.5	37.5	41.1	39.1	39.5	45.5
Expanded Turn Time	52.2	49.6	52.6	42.9	48.2	45.7	45.5	54.2
Single Move Turn Time	37.8	36.6	38.4	33.6	35.6	34.9	35.4	40.3
Dual Move Turn Time	54.1	54.0	50.2	45.5	51.2	48.7	47.9	53.4
Turn Time Goal	50.0	50.0	50.0	50.0	50.0	50.0	50.0	50.0

VIG Gate Transactions

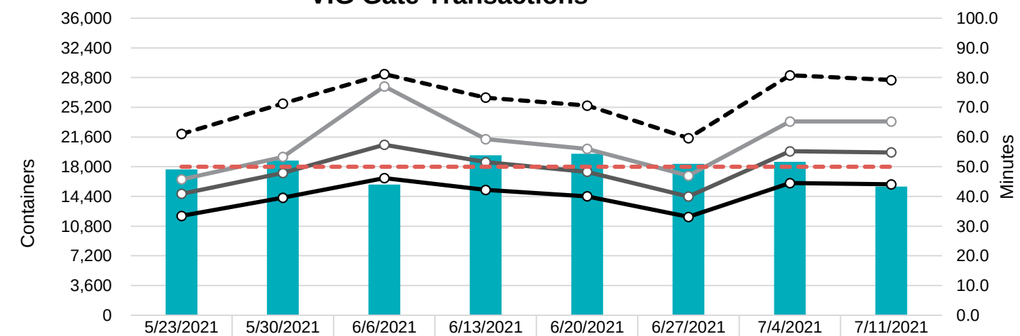

	5/23/2021	5/30/2021	6/6/2021	6/13/2021	6/20/2021	6/27/2021	7/4/2021	7/11/2021
Gate Transactions	17,678	18,734	15,837	19,385	19,587	18,360	18,589	15,586
Traditional Turn Time	40.9	47.9	57.4	51.5	48.3	40.0	55.2	54.8
Expanded Turn Time	45.7	53.3	77.1	59.3	56.0	47.0	65.2	65.3
Single Move Turn Time	33.4	39.6	46.2	42.2	40.0	33.1	44.5	44.1
Dual Move Turn Time	61.0	71.3	81.2	73.3	70.6	59.7	80.8	79.2
Turn Time Goal	50.0	50.0	50.0	50.0	50.0	50.0	50.0	50.0

POV Gate Transactions

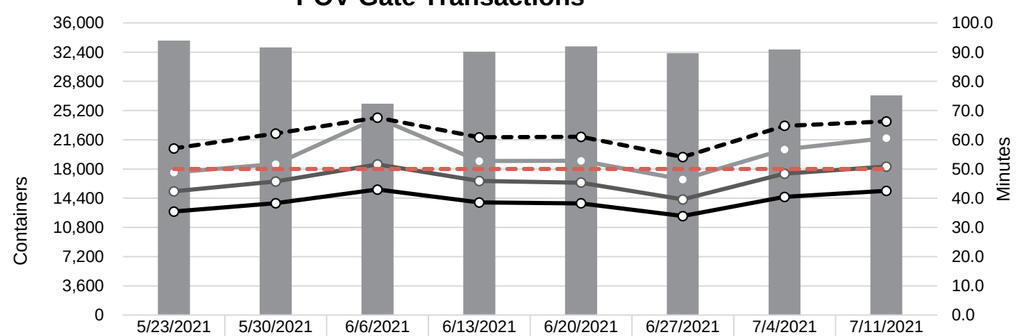

	5/23/2021	5/30/2021	6/6/2021	6/13/2021	6/20/2021	6/27/2021	7/4/2021	7/11/2021
Gate Transactions	33,831	32,970	26,054	32,462	33,089	32,269	32,742	27,078
Traditional Turn Time	42.4	45.7	51.6	45.9	45.3	39.6	48.4	50.9
Expanded Turn Time	48.8	51.7	67.5	52.7	52.8	46.4	56.7	60.6
Single Move Turn Time	35.4	38.3	43.0	38.5	38.3	33.9	40.5	42.5
Dual Move Turn Time	57.0	62.1	67.6	60.9	61.0	54.1	64.8	66.3
Turn Time Goal	50.0	50.0	50.0	50.0	50.0	50.0	50.0	50.0

PPCY Gate Transactions

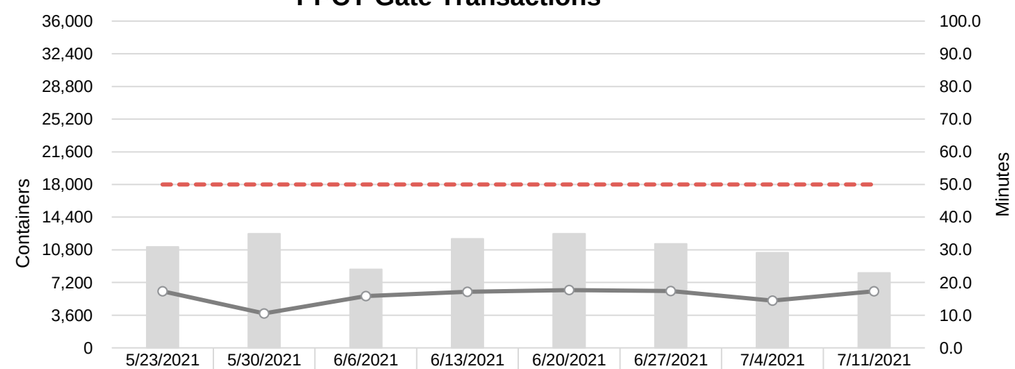

	5/23/2021	5/30/2021	6/6/2021	6/13/2021	6/20/2021	6/27/2021	7/4/2021	7/11/2021
Gate Transactions	11,126	12,572	8,664	12,011	12,587	11,465	10,501	8,258
Traditional Turn Time	17.3	10.5	15.9	17.2	17.7	17.4	14.4	17.3
Turn Time Goal	50.0	50.0	50.0	50.0	50.0	50.0	50.0	50.0

Please note: PPCY Gate Transactions are not included with POV Gate Transaction counts

Truck Reservation System and Hourly Transactions

NIT Truck Reservation Statistics

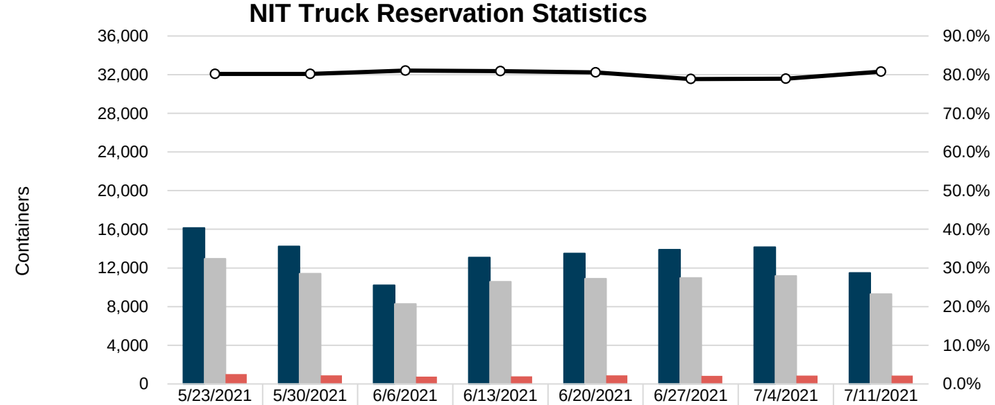

	5/23/2021	5/30/2021	6/6/2021	6/13/2021	6/20/2021	6/27/2021	7/4/2021	7/11/2021
Total Gate Moves	16,153	14,236	10,217	13,077	13,502	13,909	14,153	11,492
Reservation Moves	12,957	11,416	8,282	10,580	10,883	10,969	11,173	9,286
Reservations Missed	1,011	900	748	786	900	831	853	862
Reservation % of Total Moves	80.2%	80.2%	81.1%	80.9%	80.6%	78.9%	78.9%	80.8%

VIG Truck Reservation Statistics

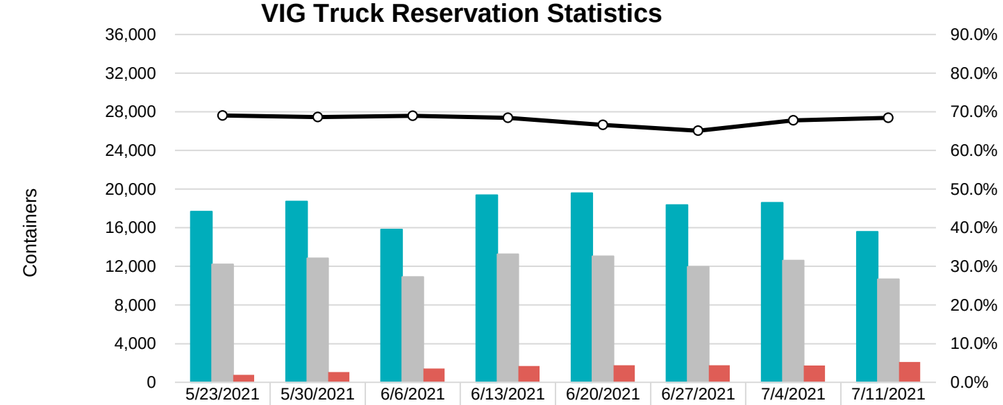

	5/23/2021	5/30/2021	6/6/2021	6/13/2021	6/20/2021	6/27/2021	7/4/2021	7/11/2021
Total Gate Moves	17,678	18,734	15,837	19,385	19,587	18,360	18,589	15,586
Reservation Moves	12,207	12,859	10,920	13,265	13,045	11,952	12,599	10,669
Reservations Missed	766	1,059	1,423	1,696	1,757	1,760	1,732	2,115
Reservation % of Total Moves	69.1%	68.6%	69.0%	68.4%	66.6%	65.1%	67.8%	68.5%

POV Truck Reservation Statistics

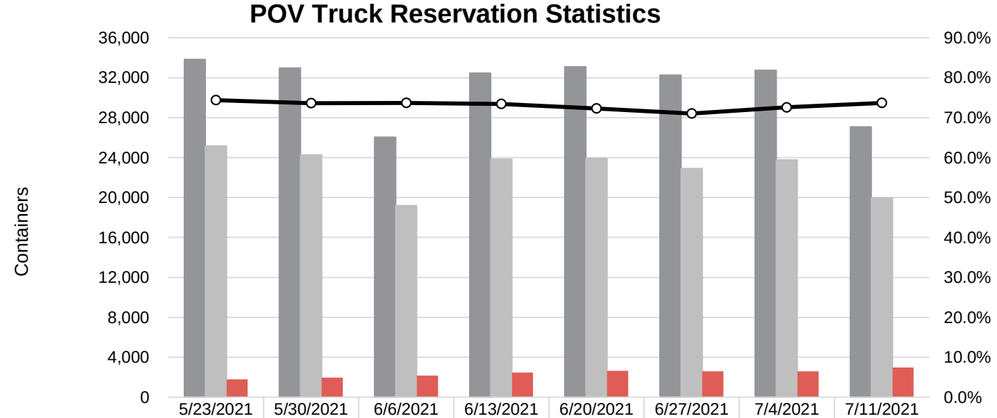

	5/23/2021	5/30/2021	6/6/2021	6/13/2021	6/20/2021	6/27/2021	7/4/2021	7/11/2021
Total Gate Moves	33,831	32,970	26,054	32,462	33,089	32,269	32,742	27,078
Reservation Moves	25,164	24,275	19,202	23,845	23,928	22,921	23,772	19,955
Reservations Missed	1,777	1,959	2,171	2,482	2,657	2,591	2,585	2,977
Reservation % of Total Moves	74.4%	73.6%	73.7%	73.5%	72.3%	71.0%	72.6%	73.7%

POV Weekly Transactions by Terminal and Hour

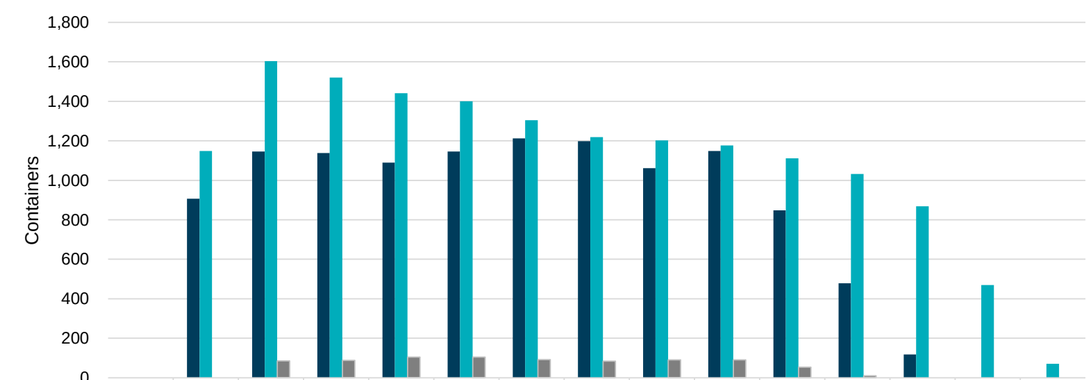

	5	6	7	8	9	10	11	12	13	14	15	16	17	18	19
NIT Gate	0	907	1,146	1,138	1,090	1,146	1,212	1,198	1,062	1,149	848	478	118	0	0
VIG Gate	0	1,148	1,604	1,520	1,441	1,401	1,305	1,219	1,202	1,177	1,112	1,032	869	469	71
RMT Gate	0	0	85	88	105	105	92	84	90	91	53	10	0	0	0

Gate Containers and Dwell

NIT Gate Containers and Dwell

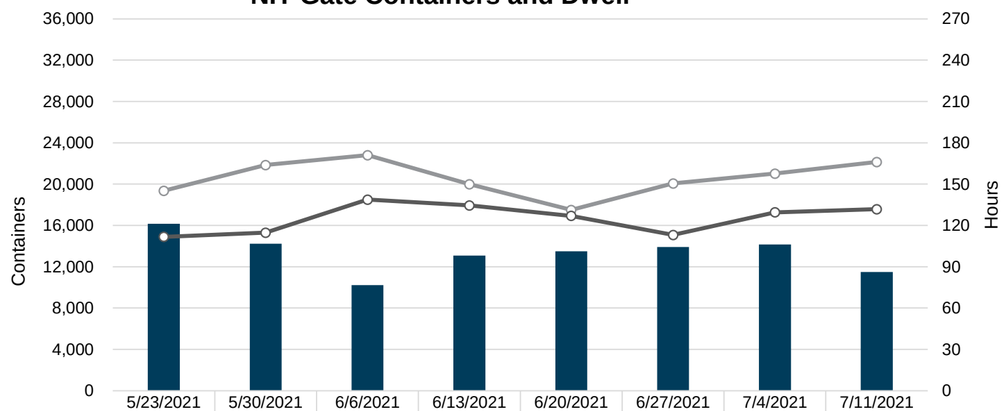

	5/23/2021	5/30/2021	6/6/2021	6/13/2021	6/20/2021	6/27/2021	7/4/2021	7/11/2021
Gate Transactions	16,153	14,236	10,217	13,077	13,502	13,909	14,153	11,492
Gate Dwell Time Export	145.1	163.9	170.9	149.9	131.2	150.4	157.6	166.0
Gate Dwell Time Import	111.7	114.7	138.7	134.5	126.9	113.0	129.5	131.8

VIG Gate Containers and Dwell

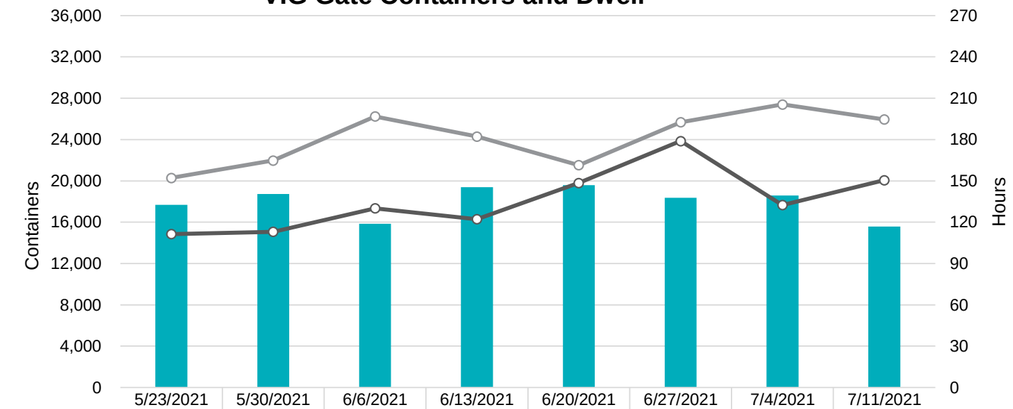

	5/23/2021	5/30/2021	6/6/2021	6/13/2021	6/20/2021	6/27/2021	7/4/2021	7/11/2021
Gate Transactions	17,678	18,734	15,837	19,385	19,587	18,360	18,589	15,586
Gate Dwell Time Export	152.1	164.8	196.8	182.2	161.4	192.6	205.5	194.6
Gate Dwell Time Import	111.4	113.1	130.1	122.1	148.5	178.9	132.5	150.5

Gate Transactions

POV Gate Containers and Dwell

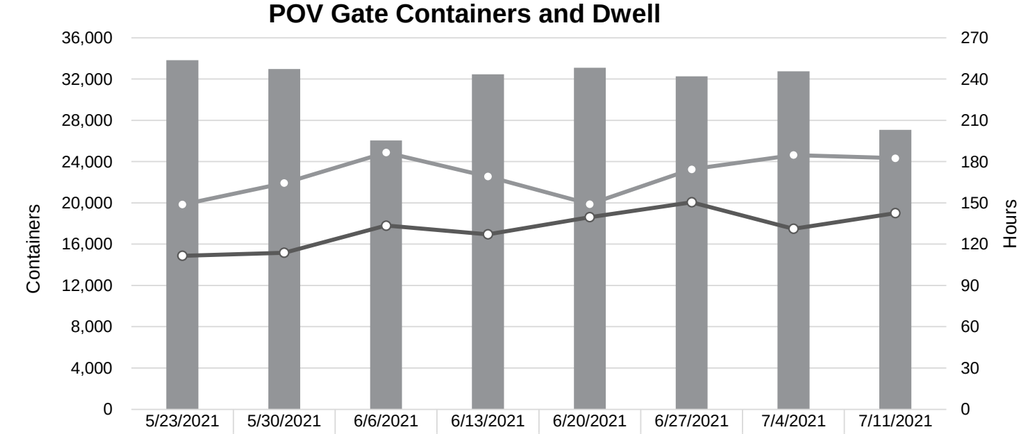

	5/23/2021	5/30/2021	6/6/2021	6/13/2021	6/20/2021	6/27/2021	7/4/2021	7/11/2021
Gate Transactions	33,831	32,970	26,054	32,462	33,089	32,269	32,742	27,078
Gate Dwell Time Export	148.8	164.4	186.6	169.2	149.1	174.4	184.8	182.5
Gate Dwell Time Import	111.5	113.8	133.5	127.1	139.7	150.5	131.2	142.5

Rail Containers and Dwell

NIT Rail Containers and Dwell

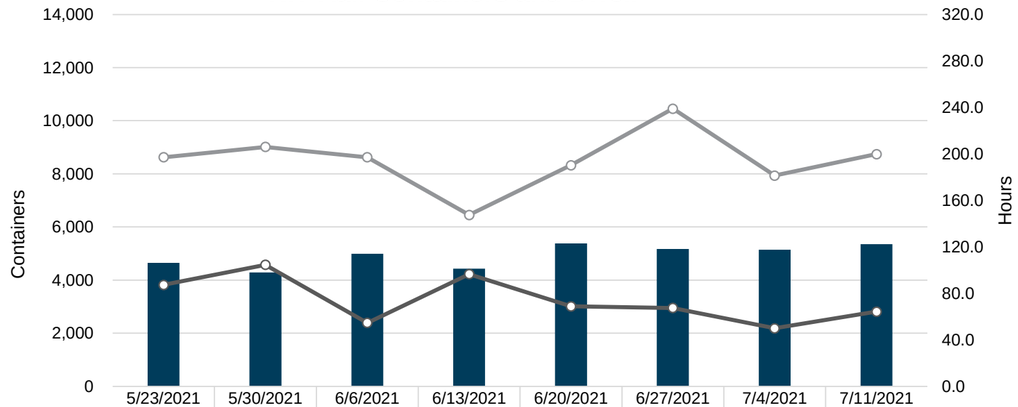

	5/23/2021	5/30/2021	6/6/2021	6/13/2021	6/20/2021	6/27/2021	7/4/2021	7/11/2021
Rail Containers	4,647	4,285	4,993	4,431	5,378	5,170	5,140	5,352
Rail Dwell Time Export	197.1	206.0	197.1	147.5	190.3	238.9	181.3	199.8
Rail Dwell Time Import	87.3	104.6	54.6	96.5	68.8	67.4	50.0	64.3

VIG Rail Containers and Dwell

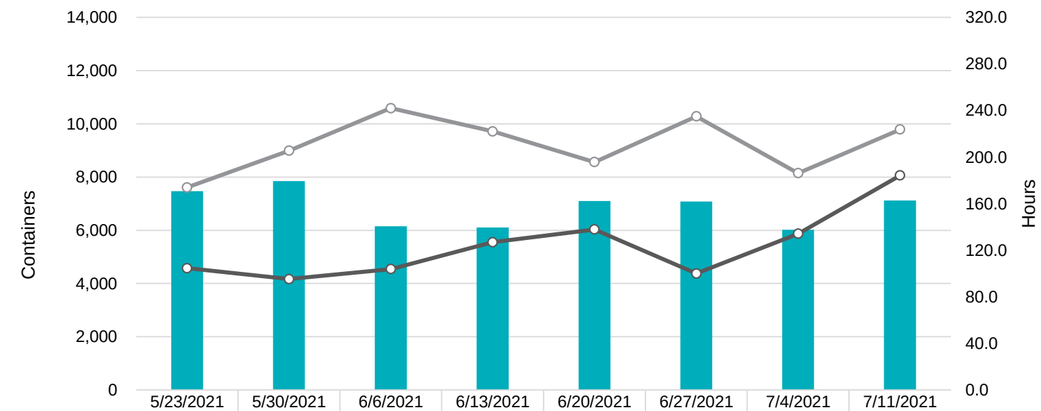

	5/23/2021	5/30/2021	6/6/2021	6/13/2021	6/20/2021	6/27/2021	7/4/2021	7/11/2021
Rail Containers	7,470	7,846	6,151	6,103	7,100	7,085	6,022	7,121
Rail Dwell Time Export	174.0	205.5	242.0	222.1	195.7	235.0	186.2	223.7
Rail Dwell Time Import	104.6	95.2	103.8	126.9	137.9	100.0	134.1	184.2

Rail Containers

POV Rail Containers and Dwell

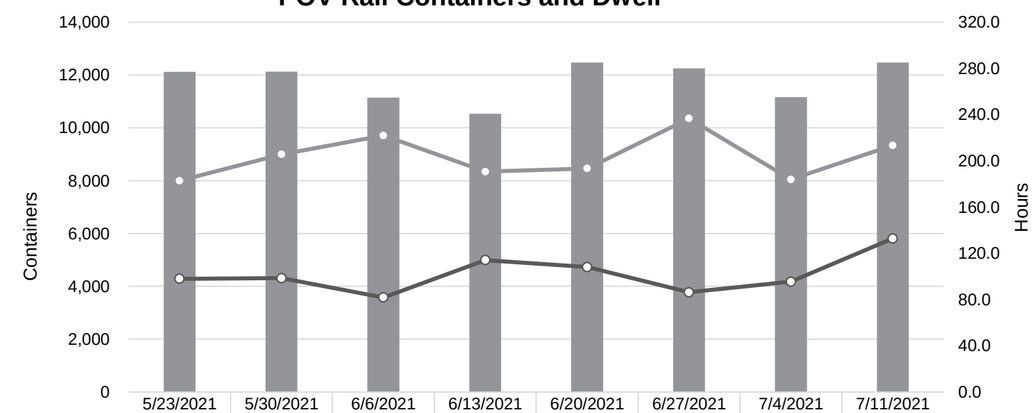

	5/23/2021	5/30/2021	6/6/2021	6/13/2021	6/20/2021	6/27/2021	7/4/2021	7/11/2021
Rail Containers	12,117	12,131	11,144	10,534	12,478	12,255	11,162	12,473
Rail Dwell Time Export	182.9	205.6	221.9	190.7	193.4	236.7	183.9	213.4
Rail Dwell Time Import	98.0	98.5	81.8	114.1	108.1	86.2	95.4	132.8